

# The All-rounder series

MAGDOS LD - solenoid-diaphragm dosing pumps 0.5 – 15 l/h, up to 16 bar



## Reliable dosing of chemicals

Versatile for reliable and accurate dosing. The solenoid-diaphragm dosing pump MAGDOS LD can be controlled manually or externally.

The power ranges cover from 0.5 to 15 l/h with back pressures up to 16 bar. Double-ball valves ensure accurate dosing.

Several different materials and connections are available for suction and discharge side, depending on the specific applications.

A coordinated accessory set consisting of hoses, injection nozzles and suction lines enables fast installation, while achieving optimum results.

## Easy handling

Thanks to the sturdy, low-maintenance solenoid drive, the media being supplied (acids, alkalis, coagulants and flocculants, for example) are reliably and accurately dosed.

The MAGDOS LD doesn't just impress with its elegant design; the graphical display as well as the dosing pump's operation using the integrated keyboard simplifies its use.

The dosing pump is compact and, thanks to the small mounting area, can be integrated into every dosing system in a very space-saving way. It can be mounted in three different positions without further attachments: standing, left- or right-oriented on a wall.

## Functions

- Output range from 0.5 – 15 l/h, up to 16 bar
- Power supply 230 V  $\pm$ 10 %, 50/60 Hz, IP65 or 115 V  $\pm$  10 %, 50/60 Hz
- Dosing head ventilation
- Suitable for wall and floor mounting
- Material finishes PVC, PP, PVDF
- Stroke frequency can be precisely adjusted via the keyboard
- Graphic display
- Pulse input (increase and reduction)
- Level input with early warning and main alarm
- Release input for external start/stop
- Calculation wizard for pulse operation available online
- CSA and UL certified

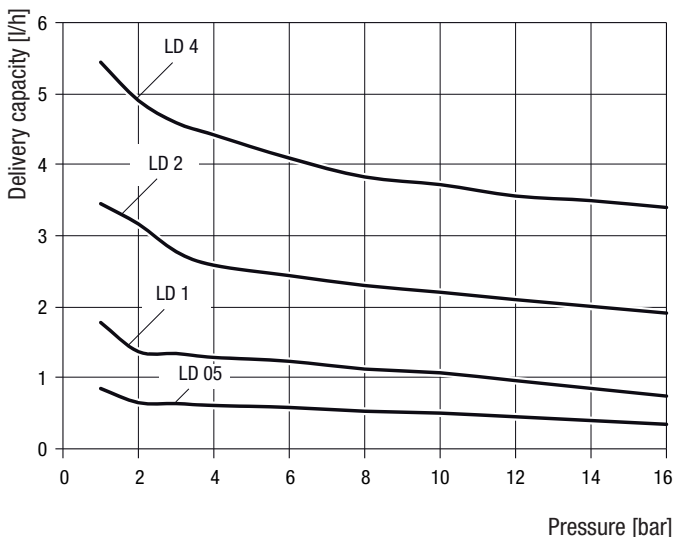
## Technical specifications

MAGDOS LD		05	1	2	4	6	10	15
Delivery capacity at max. back pressure	l/h	0.36	0.76	1.9	3.4	6.2	9	13
	ml/stroke	0.05		0.2	0.32	0.57	0.83	0.87
Max. delivery pressure	bar	16				8	6	3
Delivery capacity at average back pressure	l/h	0.54	1.1	2.3	3.8	6.8	10	15
	ml/stroke	0.08	0.07	0.24	0.35	0.63	0.92	1
Average delivery pressure	bar	8				4	3	1
Nominal stroke frequency	RPM	120	250	160	180		250	
Suction lift for non-gassing media	mWS	5		3		2		
Max. supply pressure	mbar	800						
Diameter of diaphragm	mm	24		33		39		
Valve size		DN3		DN4				
Voltage supply		230 V, ± 10 %, 50/60 Hz or 115 V, ± 10 %, 50/60 Hz						
Power consumption	W	8	13	19	25		22	
Protection class		IP65 (with covering caps on the connections)						
Insulation class		F						
Material		PVC, PP, PVDF						
Weight	kg	~ 3.2						
Permitted ambient temperature	°C	5 – 45 (with PVC parts 5 – 40)						
Permitted media temperature	°C	80 (with PVC parts 35; with PP parts 60)						

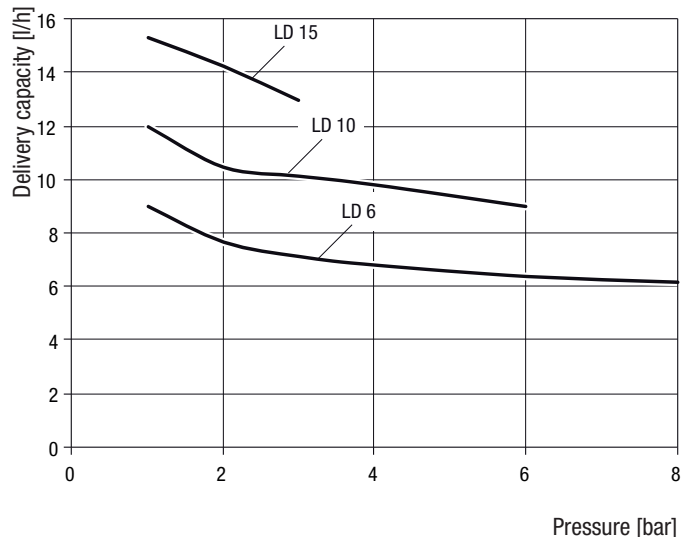
## Delivery characteristic curves

These delivery capacities were determined on the manufacturer's test stands. They apply at 20 °C (68 °F) for water, at 100 % stroke frequency. The delivery capacity depends on the medium (density and viscosity) and temperature. Since these conditions vary at every installation location, you should calibrate the dosing pump.

MAGDOS LD 05 – 4



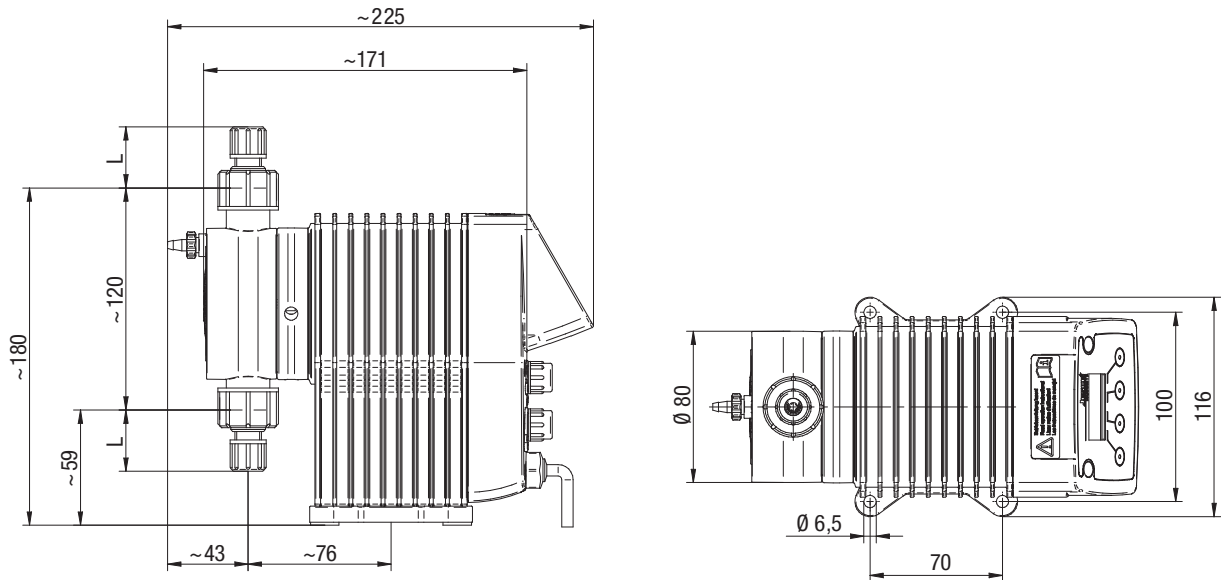
MAGDOS LD 6 – 15



## Dimensions

MAGDOS LD with dosing head made of PVC, PP or PVDF

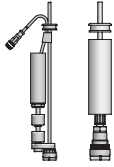
All dimensions in mm



Connection	Material	Scale	Nominal width	L
Hose clamp connection	PVC, PP, PVDF	4/6 mm	DN4	31 mm
		1/4x3/8"	1/4"	34 mm
		6/9 mm	DN6	34 mm
		6/12 mm	DN6	15 mm


You will receive further connection possibilities for your dosing pump upon request.

## MAGDOS LD standard - accessories



### Suction lines

Type SL-2 with ceramic reinforcement piece, cable length 3,000 mm, tube length 2,500 mm. Level monitoring and pre-alarm with 2 switching points, switching distance approx. 50 mm. Switching function: Closer on rising level, electrical connection to dosing pump via plug connector M12x1. Flexible suction line, SA model with foot valve and load part made from ceramic and 2,500 mm hose length.



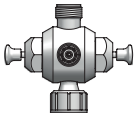
### Injection nozzles

From the connection of the dosing line to the dosing point.  
Injection nozzle type S, hose-loaded, opening pressure 1.1 bar  
Injection nozzle type R, spring-loaded, opening pressure 0.1 bar



### Suction and pressure tube

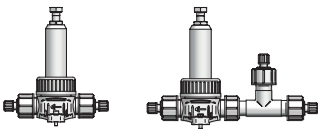
Permissible operating pressure at 20 °C in accordance with DIN EN ISO 7751, chemical resistance and correct connection are assumed



### PENTABLOC

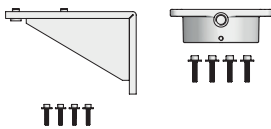
The PENTABLOC multi-function valve is installed directly on the dosing head of the pump and contains the following features:

- Back pressure function, opening pressure 3 bar
- Pressure relief function, opening pressure 11 bar
- Antisiphon function
- Dosing monitoring function



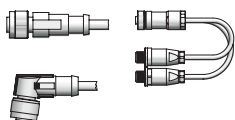
### Back pressure and pressure relief valves

Back pressure valves to be mounted in the dosing line.  
Adjustable pressure 1 – 16 bar  
Pressure relief valves to be mounted in the dosing line.  
Adjustable pressure 1 – 16 bar



### Wall bracket and connecting piece

Wall bracket including mounting material for mounting pumps. Material: PP  
Connecting piece and mounting hardware required to fit the pump to a water meter. Material: Cast aluminium, coated



### Various cables, plugs and adapters

Cable for: external release A-coded, pulse input A-coded, level monitoring A-coded.  
Plug connector: for retrofitting existing suction lines or level monitors.  
Adapter: when using older suction lines with a 3.5 mm jack plug; when using a suction line with M12x1 plug connector.